

We Make Solar Evolve

EiTe MONO

Monocrystalline Module

ET-M660305WW/WB 305W

ET-M660300WW/WB 300W

ET-M660295WW/WB 295W

ET-M660290WW/WB 290W



Rich Product Portfolio & Innovative Product Strategy, satisfy customer needs to the best, and keep the customers' overall costs to the lowest.



High Conversion Efficiency

Industry-leading processing techniques realize great module efficiency to a maximum of 18.75%, steady power output guaranteed.



Anti-reflective Coating and Reduce O&M Costs

Easier to clean by rainwater to remove dirt on the glass surface, making higher power output and lower maintenance costs.



0 to +5W Positive Tolerance

Gain more power yields than expected.



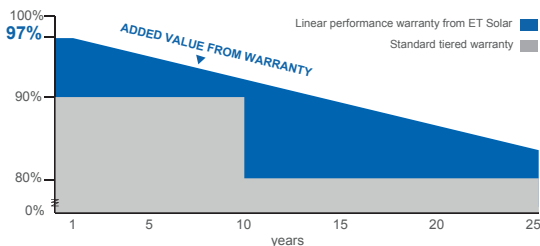
Excellent Loading Capability

2400Pa wind loads, 5400Pa snow loads.
Durable and long-lasting.



Top-quality & Trustworthy Product

Rigorous Quality Management System built.
Multiple internationally recognized PV industry standard certifications attained.



25 25-year performance warranty

10 10-year warranty on materials and workmanship

IEC 61215 Ed.2
IEC 61730
IEC 61701
IEC 62716



ELECTRICAL SPECIFICATIONS (STC)

Model Type	ET-M660305WW	ET-M660300WW	ET-M660295WW	ET-M660290WW
	ET-M660305WB	ET-M660300WB	ET-M660295WB	ET-M660290WB
Peak Power (Pmax)	305W	300W	295W	290W
Module Efficiency	18.75%	18.44%	18.13%	17.83%
Maximum Power Voltage (Vmp)	32.76V	32.54V	32.35V	32.12V
Maximum Power Current (Imp)	9.31A	9.22A	9.12A	9.03A
Open Circuit Voltage (Voc)	40.26V	39.97V	39.78V	39.68V
Short Circuit Current (Isc)	9.78A	9.69A	9.65A	9.59A
Power Tolerance	0 to +5W			
Operating Temperature	- 40 ~ + 85°C			
Maximum System Voltage	DC 1000V			
Nominal Operating Cell Temperature	45±2°C			
Fire Safety	Class C			
Maximum Series Fuse Rating	20A			

ELECTRICAL SPECIFICATIONS (NOCT)

Model Type	ET-M660305WW	ET-M660300WW	ET-M660295WW	ET-M660290WW
	ET-M660305WB	ET-M660300WB	ET-M660295WB	ET-M660290WB
Peak Power (Pmax)	225W	221.3W	217.5W	214W
Maximum Power Voltage (Vmp)	30.5V	30.3V	30.0V	29.8V
Maximum Power Current (Imp)	7.37A	7.30A	7.24A	7.18A
Open Circuit Voltage (Voc)	37.2V	37.0V	36.8V	36.7V
Short Circuit Current (Isc)	7.89A	7.82A	7.78A	7.74A

MECHANICAL SPECIFICATIONS

Cell Type	156.75mm x 156.75mm
Number of Cells	60 cells in series
Weight	18.5 kg (40.79 lbs)
Dimension	1640×992×35 mm (64.57×39.06×1.38 inch)
Max Load	5400 Pascals (112 lb/ft ²)
Junction Box	≥IP67 rated
Connector	Gen MC4
Output cable	PV 1-F 4mm ²

TEMPERATURE COEFFICIENT

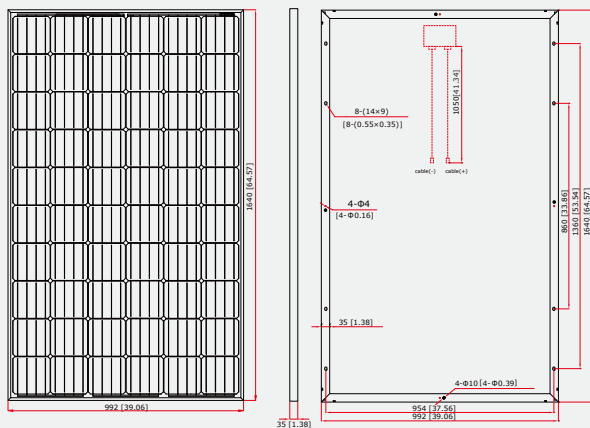
Temp. Coeff. of Isc (TK Isc)	0.05% /°C
Temp. Coeff. of Voc (TK Voc)	-0.30% /°C
Temp. Coeff. of Pmax (TK Pmax)	-0.42% /°C

PACKING MANNER

Container	40' HQ
Pieces per Pallet	30
Pieces per Container	840

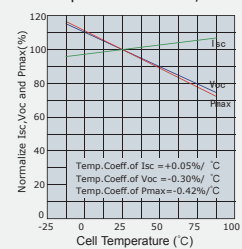
PHYSICAL CHARACTERISTICS

Unit:mm (inch)

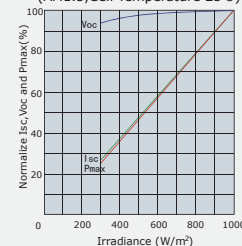


ELECTRICAL CHARACTERISTICS

Temperature Dependence of Isc, Voc and Pmax



Irradiance Dependence of Isc, Voc and Pmax (AM1.5, Cell Temperature 25°C)



Note: the specifications are obtained under the Standard Test Conditions (STCs): 1000 W/m² solar irradiance, 1.5 Air Mass, and cell temperature of 25°C. The NOCT is obtained under the Test Conditions: 800 W/m², 20°C ambient temperature, 1m/s wind speed, AM 1.5 spectrum.

Please contact support@etsolar.com for technical support. The actual transactions will be subject to the contracts. This parameters is for reference only and it is not a part of the contracts. The specifications are subject to change without prior notice.