

# ET MODULE

## Polycrystalline

ET-P672315WB/WW 315W

ET-P672310WB/WW 310W

ET-P672305WB/WW 305W

ET-P672300WB/WW 300W



High conversion efficiency  
High module efficiency to guarantee power output.



Self-cleaning glass  
Coating glass for self-cleaning, reduce surface dust.



Outstanding low irradiation performance  
Excellent module efficiency even in the weak light conditions, such as morning or cloudy.



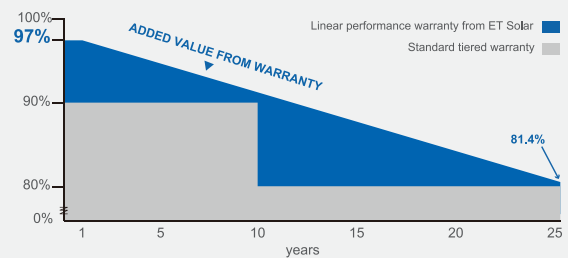
Excellent loading capability  
2400Pa wind loads, 5400Pa snow loads.

0 to +5W

0 to +5W positive tolerance  
Detailed information in Electrical Specifications.

48

48-hour response service



25

25-year performance warranty

10

10-year warranty on materials and workmanship

IEC 61215 Ed.2  
IEC 61730  
IEC 61701



Towards Excellence

M/ET-CP-EN-EU2015V2

[www.etsolar.com](http://www.etsolar.com)

## ELECTRICAL SPECIFICATIONS

Model Type	ET-P672315WB ET-P672315WW	ET-P672310WB ET-P672310WW	ET-P672305WB ET-P672305WW	ET-P672300WB ET-P672300WW
Peak Power (Pmax)	315W	310W	305W	300W
Module Efficiency	16.23%	15.98%	15.72%	15.46%
Maximum Power Voltage (Vmp)	38.23V	37.71V	37.18V	36.68V
Maximum Power Current (Imp)	8.24A	8.23A	8.21A	8.18A
Open Circuit Voltage (Voc)	46.43V	45.8V	45.12V	44.89V
Short Circuit Current (Isc)	8.81A	8.79A	8.78A	8.72A
Power Tolerance	0 to +5W			
Maximum System Voltage	DC 1000V			
Nominal Operating Cell Temperature	45.3±2°C			
Fire Safety	Class C			
Maximum Series Fuse Rating	20A			

## MECHANICAL SPECIFICATIONS

Cell Type	156mm x 156mm
Number of Cells	72 cells in series
Weight	26.3 kg (57.98 lbs)
Dimension	1956×992×40mm (77.01×39.06×1.58 inch)
Max Load	5400 Pascals ( 112 lb/ft <sup>2</sup> )
Junction Box	IP67 rated
Connector	MC4 Compatible

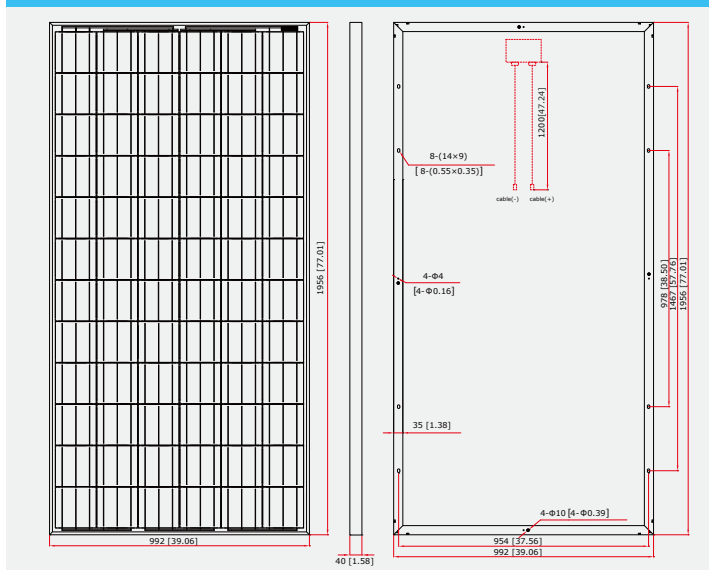
## TEMPERATURE COEFFICIENT

Temp. Coeff. of Isc (TK Isc)	0.04% /°C
Temp. Coeff. of Voc (TK Voc)	-0.34% /°C
Temp. Coeff. of Pmax (TK Pmax)	-0.44% /°C

## PACKING MANNER

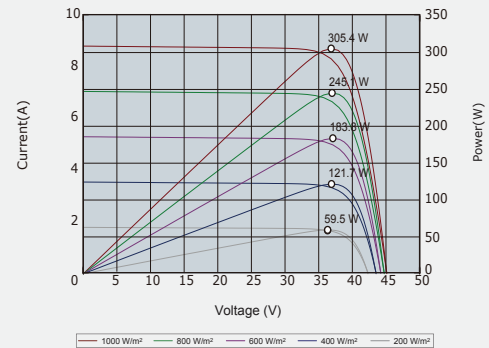
Container	40' HQ
Pieces per Pallet	26
Pieces per Container	572

## PHYSICAL CHARACTERISTICS Unit:mm (inch)

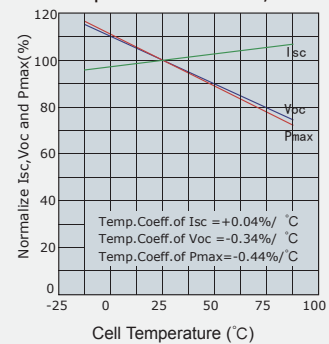


## ELECTRICAL CHARACTERISTICS

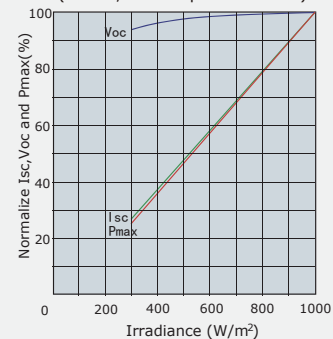
Current-Voltage & Power-Voltage Curve  
(AM1.5, Cell Temperature 25°C)



Temperature Dependence of Isc, Voc and Pmax



Irradiance Dependence of Isc, Voc and Pmax  
(AM1.5, Cell Temperature 25°C)



**Note:** the specifications are obtained under the Standard Test Conditions (STCs): 1000 W/m<sup>2</sup> solar irradiance, 1.5 Air Mass, and cell temperature of 25°C. The NOCT is obtained under the Test Conditions: 800 W/m<sup>2</sup>, 20°C ambient temperature, 1m/s wind speed, AM 1.5 spectrum.

Please contact [support@etsolar.com](mailto:support@etsolar.com) for technical support. The actual transactions will be subject to the contracts. This parameters is for reference only and it is not a part of the contracts. The specifications are subject to change without prior notice.